
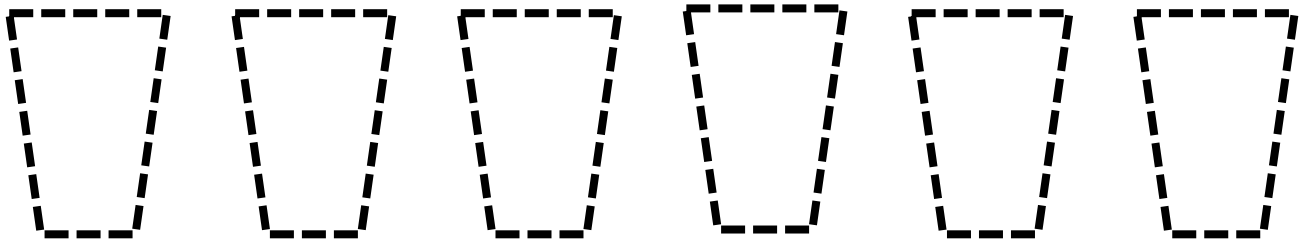



Jesus turns water into wine

Draw a picture of a wedding:



Draw a picture of how they felt when the wine ran out:



Write a prayer thanking God for the fun you have at parties:



Draw a picture of how they felt when Jesus turned water into wine.

Making the Craft:

1. Colour in the three sections below in the appropriate colours for stone, water and wine.
2. Cut out the bold dashed lines on this sheet.
3. Cut out slits and holes using the bold dashed lines on the other sheet.
4. Thread the top strip of this sheet through the top slit in the other sheet, so the coloured sections are underneath.
5. Thread the bottom strip through the bottom slit on the other sheet.
6. Draw the suggested pictures on the other sheet.

Note for parents:

1. This week the activity sheet is for all ages.
2. This craft is to help your child remember and learn the story in John 2:1-12.
3. When they have finished the craft see if they can tell you the story.
4. Talk about how Jesus is the one who can help us have fun and enjoy life.

S T O N E

W A T E R

W I N E